

## Summary

### Objective

The Vehicle Modification Service is to enable clients who have been identified by ACC as requiring vehicle modification to meet their injury-related needs to:

- get in and out of a vehicle safely and have freedom and safety of movement while in it
- safely drive or operate a vehicle
- travel safely as a passenger
- transport essential mobility equipment
- live as independently and safely as possible.

We accept or decline a vehicle grant based on the legislation, ACC policy, the assessor's report and the information we gather.

A vehicle grant is ACC's contribution to modifying, and purchasing if necessary, a suitable vehicle for a client.

**Owner**      **Name withheld**

**Expert**      **Name withheld**

## Procedure

### 1.0 Who is this service for?

- a** The Vehicle Modification Service modifies vehicles for clients whose injury-related assessed need is for
- transport assistance for daily living activities and/or work, and
  - that has to be met with either standard or highly specialised vehicle modifications.

### 2.0 Eligibility



- a** To be eligible for a vehicle grant, we must base our decision on an independent assessment of a client's injury-related transport needs. See Transport Needs Assessment.

We must consider the client's overall need for transport, not just 'value added' or special needs, eg automatic transmission.





See Rongonui (Decision No: 308/2005). This meets our obligations under:

- AC Act 2001, Section 81 Corporation's liability to provide key aspects of social rehabilitation
- AC Act 2001, Section 84 Assessment and reassessment of need for social rehabilitation
- AC Act 2001, Schedule 1, Part 1, Clause 21 Transport for independence: matters to which Corporation must have regard.

See Vehicle grants policy.

-  Completing a transport needs assessment process
-  Vehicle grants Policy  
<https://go.promapp.com/accnz/Process/14ea84d8-63>



### 3.0 Key features

- a** Vehicle modifications can include either standard modifications or highly specialised modifications. The type of modifications needed are identified first with a Transport Needs Assessment and then refined further using a vehicle assessment.
-  Completing a transport needs assessment process
  -  Arranging vehicle modifications
  -  Arrange Transport for Independence (TFI) Assessment  
<https://au.promapp.com/accnz/Process/cbdb7d5-d3>
  -  Set Up Transport for Independence Support  
<https://au.promapp.com/accnz/Process/3b0afc00-367>

### 4.0 Standard modifications

- a** Standard modifications can be relatively minor changes, such as:
- replacing a manual vehicle with an automatic vehicle, eg for a person with a leg amputation who is unable to drive a manual vehicle
  - a hand control installation, eg for a wheelchair user
  - a roof rack wheelchair hoist
  - equipment to lift an empty wheelchair into the rear of the vehicle.

Standard modifications can be made to a client's existing vehicle if suitable, or if a replacement vehicle is needed we can make a contribution based on the trade-in value of their existing vehicle. See Vehicle grants policy and the Arranging vehicle modifications process.

-  Arranging vehicle modifications
-  Vehicle Grants Policy

## 5.0 Specialised modifications

**a** Specialised modifications are more complex changes, such as:

- equipment to lift an occupied wheelchair into the driver's position, eg ramps, platforms, floor modifications
- specialised lifting and anchoring equipment that enables travel for a high-level tetraplegia passenger in their wheelchair
- specialised equipment and features that enables a person with paraplegia to access the vehicle independently and to drive it from their power chair.

Specialised modifications can involve the purchase of a new vehicle that can be suitably modified to meet the client's complex needs.

If the client needs to drive the vehicle themselves, highly specialised modifications are completed in two phases, which are:

- Stage One - to complete the modifications needed to enable a wheelchair user to enter the vehicle and either:
  - access the driver position unassisted, and/or
  - access the front/rear passenger position whilst seated in their wheelchair.

After Stage One the vehicle modifier will meet with the client and assessor to refine the changes that were scoped in the original vehicle assessment.

- Stage Two - to complete the modifications needed to enable the person to safely operate and control the vehicle on New Zealand roads

See the Arranging vehicle modifications process.









**NOTE** **What responsibilities does the client have when they receive an ACC funded modified vehicle?**

The client should be sent the ACC94 information sheet which explains that the client is responsible for the vehicle's petrol costs, maintenance and insurance as the owner of the vehicle.

 Arranging vehicle modifications

---

## 6.0 Service details

-  Arranging vehicle modifications
-  Guidelines for engaging with the client and dealing with issues  
<https://go.promapp.com/accnz/Process/cd652f6c-b1b>
-  Timeframes  
<https://go.promapp.com/accnz/Process/e76ebcb4-5fe>
-  Vehicle risk ratings for a client's modified vehicle  
<https://go.promapp.com/accnz/Process/34124b4d-7a>
-  Getting SME advice on Transport for Independence  
<https://go.promapp.com/accnz/Process/4c09ca8f-439>
-  Transport for Independence Service Page
-  Driver Training Service Page
-  Vehicle Grants Policy

**a** If your client will need ongoing and extensive support please consider if suitable for Serious Injury Profiling.

---